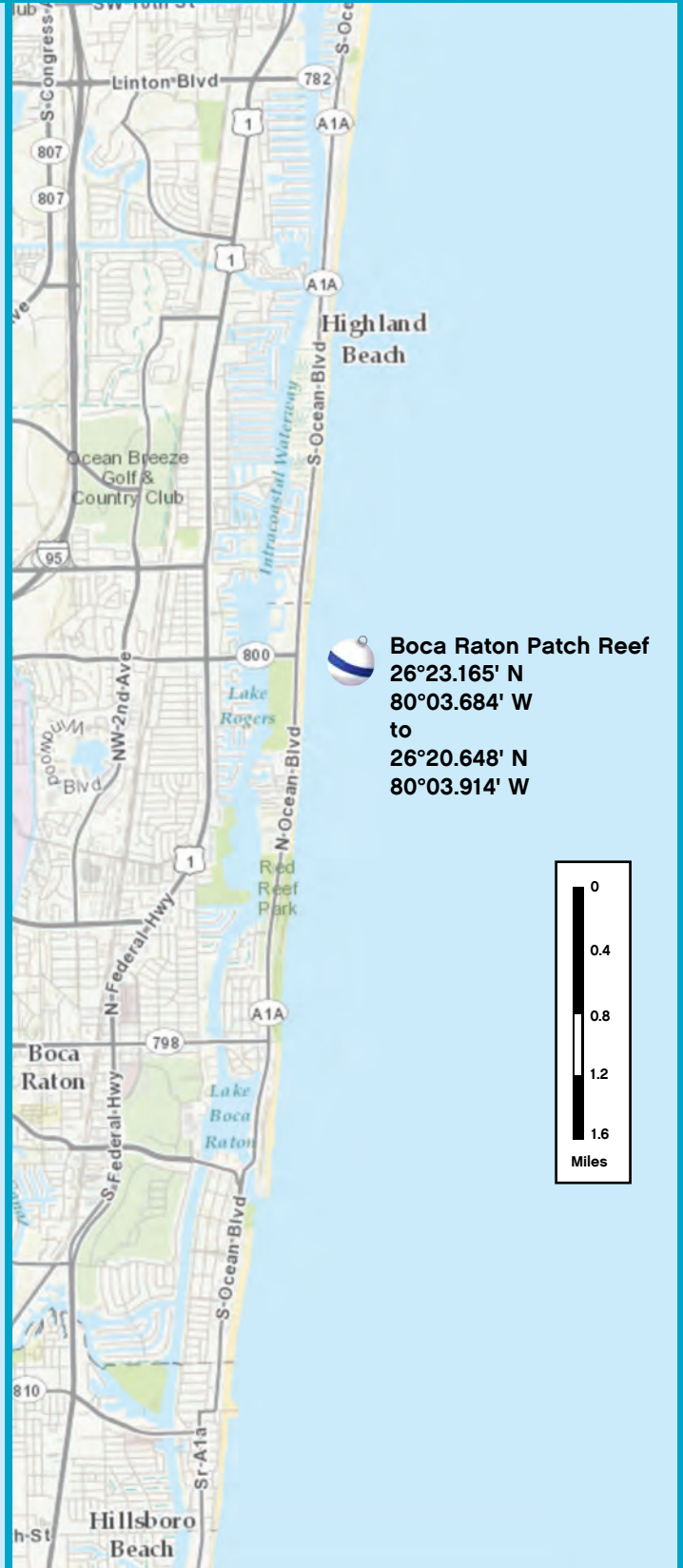
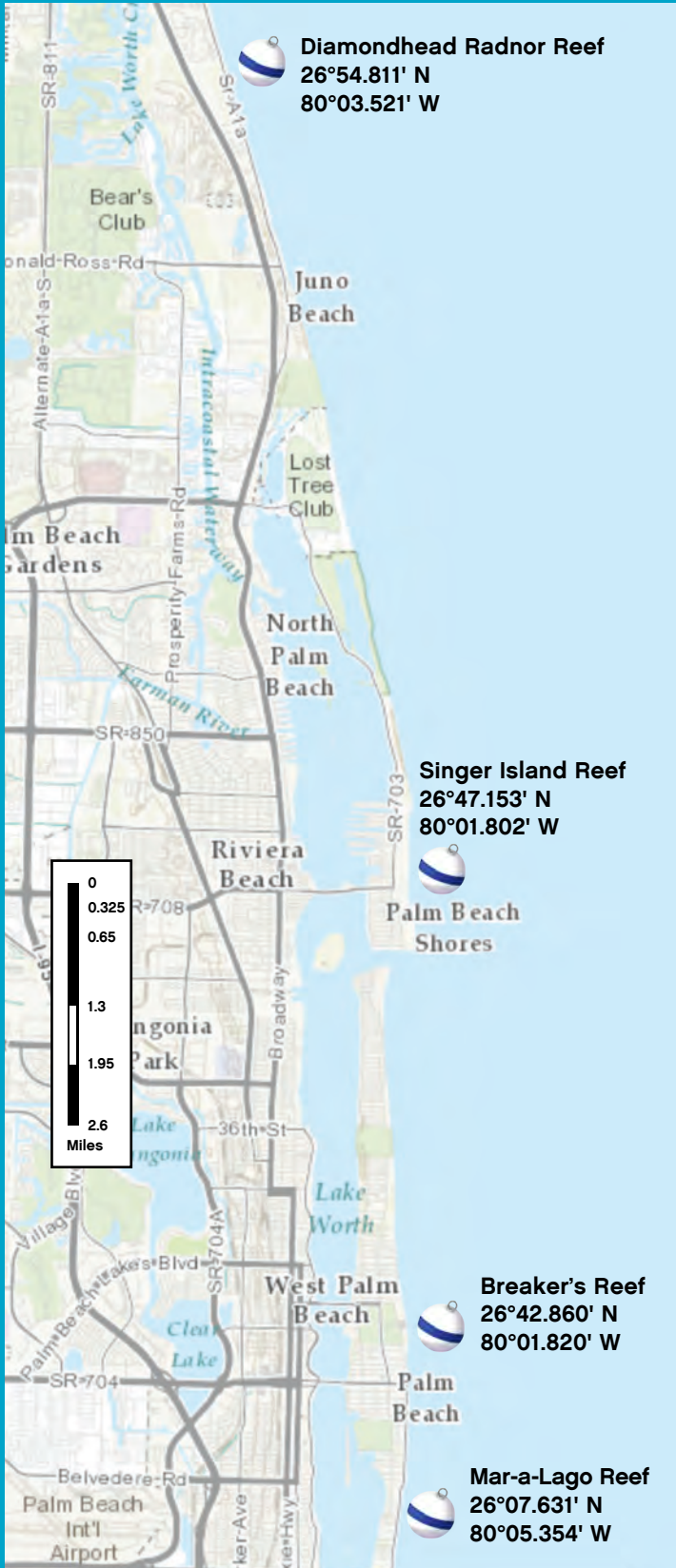


# MOORING BUOYS

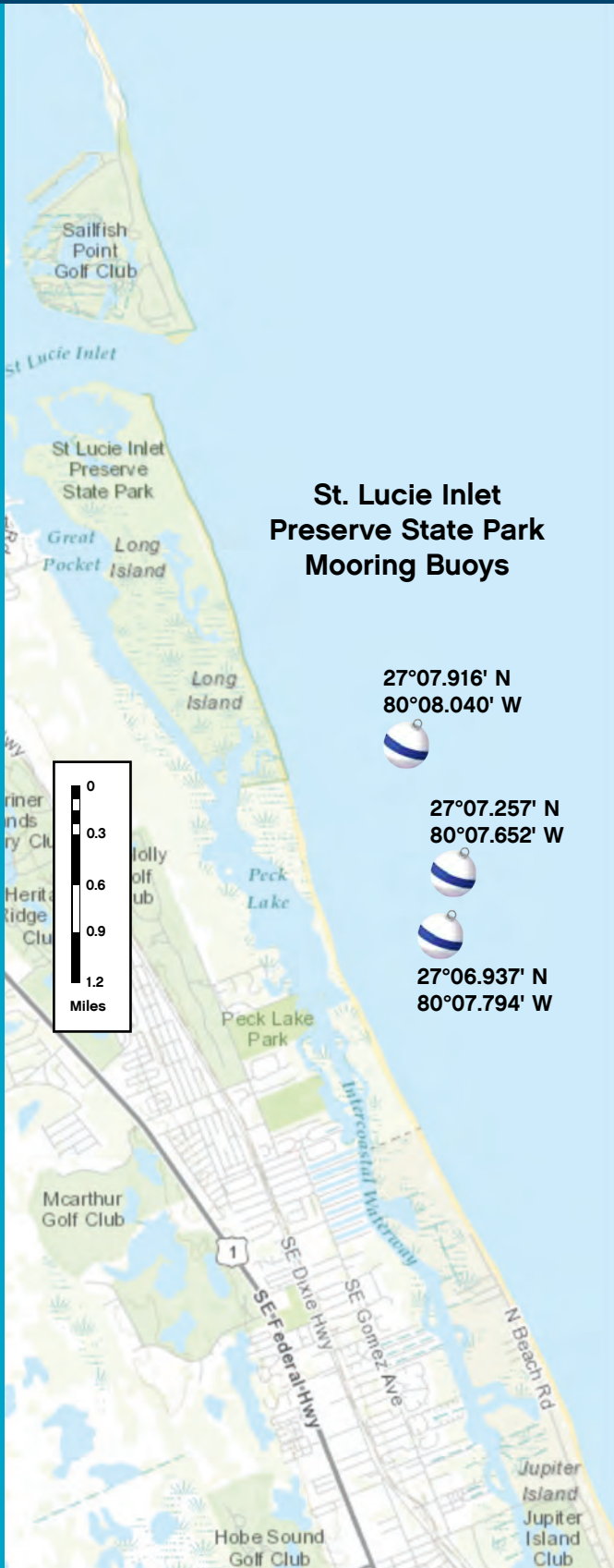
## NORTH PALM BEACH COUNTY

## SOUTH PALM BEACH COUNTY



# MARTIN COUNTY

# MARTIN COUNTY MOORING BUOYS



## St. Lucie Inlet Preserve State Park Buoy Coordinates

# of Buoys	Coordinates
2	27°07.916' N 80°08.040' W
2	27°07.257' N 80°07.652' W
2	27°06.937' N 80°07.794' W

The St. Lucie Inlet Park Preserve Mooring Buoys are maintained by the Florida Park Service. Funding was provided by the Florida Department of Environmental Protection Coral Reef Conservation Program with a grant from the National Oceanic and Atmospheric Administration Coral Reef Conservation Program (Award No. NA11NOS4820003) Please call (772) 219-1880 to report a problem with the buoys. Use of the buoys is at your own risk.



# PALM BEACH COUNTY MOORING BUOYS

Site Name	# of Buoys	Coordinates
Diamondhead Radnor Reef	3	26°54.811' N 80°03.521' W
Singer Island Reef	3	26°47.153' N 80°01.802' W
Breaker's Reef	16	26°42.860' N 80°01.820' W
Mar-a-Lago Reef	6	26°41.105' N 80°01.852' W
Boca Raton Patch Reef	10	26°23.165' N, 80°03.684' W to 26°20.648' N, 80°03.914' W

The Palm Beach County mooring buoy program is a partnership between Palm Beach County Department of Environmental Resources Management and the Florida Fish and Wildlife



Conservation Commission. Funding was provided by the Florida Department of Environmental Protection Coral Reef Conservation Program with a grant from the National Oceanic and Atmospheric Administration Coral Reef Conservation Program (Award No. NA11NOS4820003). For more information or to report a problem concerning the buoys, please call 561-233-2400. Palm Beach County and the FWC assumes no responsibility for use of the buoys.

## PROPER MOORING BUOY USE

1. Have your boat hook and bow line ready.
2. Carefully approach the buoy from down wind or current.
3. Inspect the buoy as you approach. Make sure the mooring is in good shape before you tie off.
4. Retrieve the pick-up line with your boat hook.
5. Pass your bow line through the eye of the pick-up line. Put out extra scope and cleat the bow line off securely.
6. It is important to put out extra scope in rough weather.
7. Never tie your boat directly to the mooring buoy pick-up line as you may damage your boat and place too much strain on the mooring.
8. Someone who knows how to operate the boat should always remain onboard. As the boat operator, you are responsible for the safety of your boat and passengers.
9. To leave the buoy, untie one end of your bow line and let it slip free of the pick-up line.
10. Retrieve your bow line and maneuver slowly until you are clear of the buoys and other boaters.



Miami-Dade County